


THE FIELD

Extension Ideas Adaptable for K-3



The Field was written by Baptiste Paul, illustrated by Jacqueline Alcantara, and published by North South Books, Inc. Text ©2018 Baptiste Paul. All rights reserved. For licensing information and teacher resources, visit <http://baptistepaul.net/teacher-resources/>

Author's Purpose

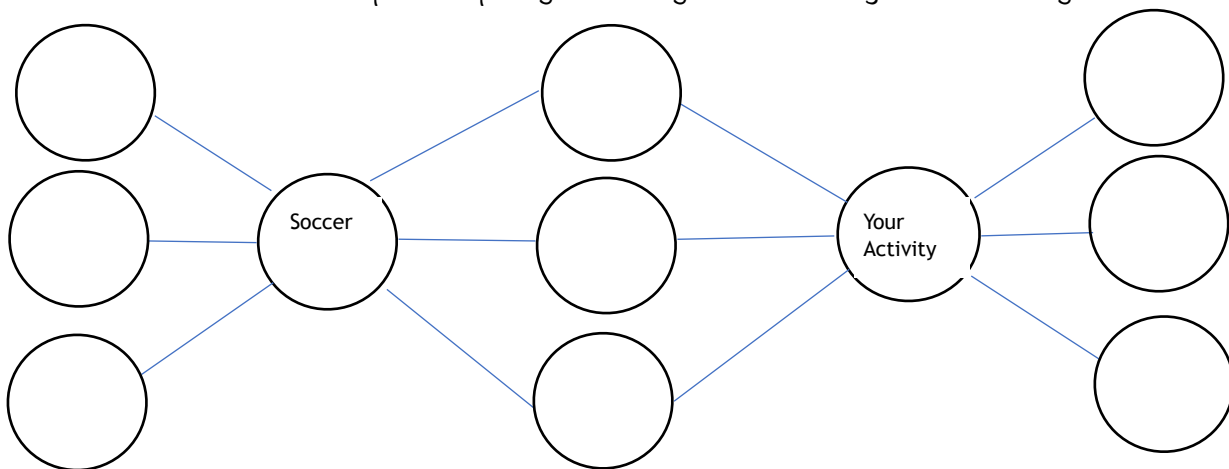
Authors generally write for three different purposes: To Entertain, To Inform, and To Persuade. As a fiction piece, THE FIELD is meant to entertain us. But the author's underlying connection, or reason, for writing this story digs deeper than that. To see and feel this story through the author's eyes, read the Author's Note at the back of the book.

Then, ask the following questions:

How do you spend your free play time?

What do you like to play? Where do you play?

Draw a Double Bubble Map to compare your activity to the soccer game in the story.



Theme

Theme is the underlying idea behind a work of literature and the idea an author wishes to convey about a subject. Use the following questions to enhance your discussion dialogue during and/or after the story:

How did the characters work as a team to start the game?

Did they face any challenges?

What did the players have to do during the game to make it work?

How do you use teamwork in your life and activities?

Teamwork Role Play

You will need:

One ball

Four blindfolds

Several students

1. Form a large circle.
2. Place a blindfold over the eyes of four students.
3. Kick the ball around the inside of the circle.
4. Use teamwork to help the blindfolded students play successfully, too.

Reflect: What did you have to do to help the blindfolded students? How did you work together with other students that were not blindfolded? How were the blindfolds like the conflict in the story? How did the children in the story use similar teamwork to your activity?

Use the template below to draw a picture of a time when you used teamwork.


Name: _____ **Date:** _____

Draw a picture that shows a time when you used teamwork.

Use the lines below to describe the event in words.

Use the temporal words in the text box to describe the steps it took to be a team.

First Then Next After that Last

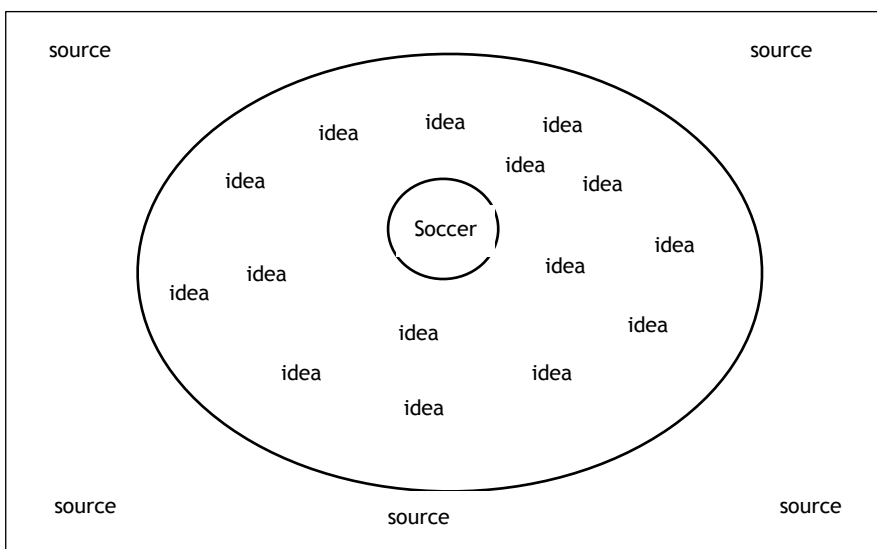


Across the Globe

Soccer is a sport that is played in different countries around the world. As a guided, whole group activity, use nonfiction books, encyclopedias, and digital databases to research the sport of soccer as a

whole class. Draw a Circle Map that shows all the countries that play soccer as a pastime and/or professionally.

A circle map is meant for brainstorming ideas. It begins with the topic in the center of the map. The ideas you find will float around the center circle. When all ideas have been added, a larger circle will be drawn around the ideas. Finally, a rectangle border will enclose the circle. On the inside of the border, you will list the sources that gave you information. In this case, a source can even be informal like a classmate, a mom, or a teacher. It can be formal like an encyclopedia or website, too. It is recommended that circles are drawn after words are written to allow adequate space for words. A finished map might look something like this:



Independent Writing Option

Choose one country that you found above and research the how, why, where, when, and what of soccer in that country.

You may choose to extend this activity by researching beyond soccer and into the country's culture, language, customs, and people.